



# FORESTRY

You're Ahead with a Pitts Behind.™








# A LEADING AMERICAN



Pitts Trailers introduced the LOADPAYIN' series. Pitts pioneered this lightweight, durable, and most reliable log trailer at customers' request. "The best way to design a trailer is to talk to the people who use it." Andrew Pitts, 1976.

## 1994



## 1976

Andrew Pitts found his hometown, Pittsview, Alabama, the perfect place for growing a business. The first log trailer built in 1976 with the logo "Bulldog Trailers" was only the beginning of a growing log trailer manufacturing company.



## 2002

Jeff Pitts, Andrew's son, joined the company in 1982. After 20 years with the company, Jeff Pitts bought the operation from his father. Pitts Trailers continued to grow.



# TRAILER MANUFACTURER

Since 1976, Pitts Trailers has been creating innovative, high-quality trailers that are affordable. As the industry leading forestry trailer manufacturer Pitts Trailers has pushed the levels of innovation time and time again.



Pitts Enterprises newest addition celebrated 100 years of producing the most durable custom trailers on the market with pride and respect for those who blazed the trail.

## 2011



Pitts Enterprises significant expansion to the Pittsview, AL production facility. The project adds 25,000 square feet to Pitts Enterprises' existing 1,000,000+ -square

## 2018

foot commercial trailer production plant.



## 2014

Pitts Enterprises rewards employees with stock ownership plan, giving the employees a personal investment in the company.



## 2020

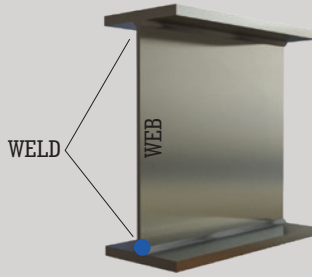
Pitts Enterprises expands again with another 25,000 square foot facility dedicated to the intermodal chassis.




# FORESTRY



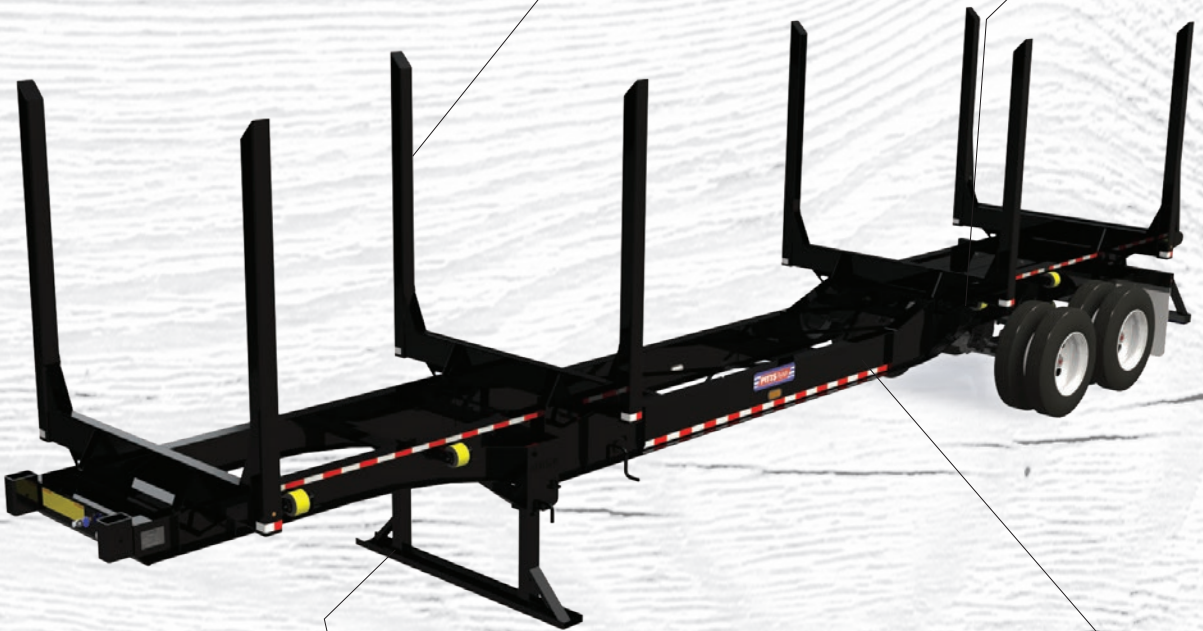
DOT Approved Headboard Standard on All Logging Trailers . Easy Remove Feature for All Applications.



Load Payin' Series Fabricated Main Frame



Exclusive 4-Leaf 56,000 lb. Capacity Spring Suspension



**LOCK N' GO**

4 PIN AUTO LOCK

Now Standard All New Patent Pending Lock N' Go Landing Gear

**OPENED**

**CLOSED**

Steel Shot-Blasted Primed with PPG™ 2-Part High Gloss Grey Primer Covered with PPG™ High Gloss Automotive Grade Acrylic Urethane Topcoat





# You're Ahead with a Pitts Behind.™



**LT40-8L** Starting at 9,300 lbs.

**LT40-8UL** Starting at 8,650 lbs.



- 80,000 GVWR
- 24" Load Payin' Series Main Frame – Fabricated from High Yield Steel - 8" Drop Center Design
- Load Payin' 70K psi Exclusive Bolster and Standard Tubing
- Ultra Load Payin 100K psi Domex Exclusive Bolster and Standard Tubing
- Removable DOT Approved Headboard
- Exclusive 4-Leaf High-Capacity Spring Suspension Standard Heavy Duty Single Point Spring and Air Ride Suspensions Available
- Grote Ultra Blue™ – Sealed Wiring Harness – Grote™ High Count LED Lights
- Steel Shot-Blasted – Primed – Painted with PPG™ Automotive Grade Acrylic Urethane

**LP40-4L** Starting at 10,500 lbs.

**LP40-4UL** Starting at 9,900 lbs.



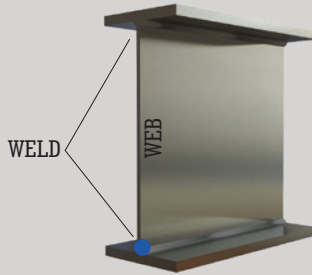
- 80,000 GVWR
- 23" Load Payin' Series Main Frame – Fabricated from High Yield Steel – Low Profile Design with 4" Drop Center
- Load Payin' 70K psi Exclusive Bolster and Standard Tubing
- Ultra Load Payin 100K psi Domex Exclusive Bolster and Standard Tubing
- Removable DOT Approved Headboard
- Exclusive 4-Leaf High-Capacity Spring Suspension Standard Heavy Duty Single Point Spring and Air Ride Suspensions Available
- Grote Ultra Blue™ – Sealed Wiring Harness – Grote™ High Count LED Lights
- Steel Shot-Blasted – Primed – Painted with PPG™ Automotive Grade Acrylic Urethane




# FORESTRY



DOT Approved Headboard Standard on All Logging Trailers . Easy Remove Feature for All Applications.



Load Payin' Series Fabricated Main Frame



Single Point and Air Ride Suspension Options Available



**LOCK N' GO**

4 PIN AUTO LOCK

Now Standard All New Patent Pending Lock N' Go Landing Gear

**OPENED**

**CLOSED**

Grote™ Ultra Blue Wiring Harness with Grote™ High Count LED





# You're Ahead with a Pitts Behind.™

**PITTS** Trailers  
Since 1978



**LT40** Starting at 10,800 lbs.

**LT40-L** Starting at 9,300 lbs.

**LT40-UL** Starting at 8,650 lbs.



LOADPAYIN'  
SERIES™

- 21" Wide Flange Mill Roll Main Frame – Straight Frame Design (LT40)
- 23" Load Payin' Series Main Frame – Fabricated from High Yield Steel – Straight Frame Design (LT40-L, LT40-UL)
- Load Payin' 70K psi Exclusive Bolster and Standard Tubing (LT40, LT40-L)
- Ultra Load Payin 100K psi Domex Exclusive Bolster and Standard Tubing (LT40-UL)
- Removable DOT Approved Headboard
- Exclusive 4-Leaf High-Capacity Spring Suspension Standard Heavy Duty Single Point Spring and Air Ride Suspensions Available
- Grote Ultra Blue™ – Sealed Wiring Harness –Grote™ High Count LED Lights
- Steel Shot-Blasted – Primed – Painted with PPG™ Automotive Grade Acrylic Urethane

**PT22** Starting at 6,975 lbs.



- 14" Wide Flange Mill Roll Main Frame – Straight Frame Pintle Hitch Design
- Load Payin' 70K psi Exclusive Bolster and Standard Tubing
- Exclusive 4-Leaf High-Capacity Spring Suspension Standard Heavy Duty Single Point Spring and Air Ride Suspensions Available
- Grote Ultra Blue™ – Sealed Wiring Harness –Grote™ High Count LED Lights
- Steel Shot-Blasted – Primed – Painted with PPG™ Automotive Grade Acrylic Urethane




# FORESTRY



Extendable Heavy Duty Pull Bar



New Double Locking Pin to Secure Pull Bar



Pitts' Exclusive Patented **CRAWLER** Military Derived Rocking Beam Suspension

**KB48-DHL**  
**KB50-DHL**



Patented in Cab Controlled Hydraulic Landing Gear with New Cylinder Design



New Fabricated Heavy Duty Neck Design



Snag-free Bumper Design with Integrated Steps





# You're Ahead with a Pitts Behind.™



## KB39-S

Starting at 8,300 lbs.

## KB41-S

Starting at 8,500 lbs.

- Heavy Duty Fabricated Neck Design
- Swing Back Landing Gear
- Fixed Pull Bar
- Patented Crawler Rocking Beam Suspension Package
- Radial Tires
- Grote Ultra Blue™ – Sealed Wiring Harness – Grote™ High Count LED Lights
- Steel Shot-Blasted – Primed – Painted with PPG™ Automotive Grade Acrylic Urethane



## KB48-DHL

Starting at 11,500 lbs.

## KB50-DHL

Starting at 11,700 lbs.

- Heavy Duty Fabricated Neck Design
- Patented In Cab Controlled Hydraulic Landing Gear
- Extendable Pull Bar with 15" Grapple Throat
- Patented Crawler Rocking Beam Suspension Package
- Radial Tires
- Grote Ultra Blue™ – Sealed Wiring Harness – Grote™ High Count LED Lights
- Steel Shot-Blasted – Primed – Painted with PPG™ Automotive Grade Acrylic Urethane





# FORESTRY



HD Aluminum Lower and Upper Rail



Industry Leading 12"/16"/12" Standard Post Setting



Aluminum Rear Gate



Industry Leading Fifth Wheel Plate HD



Wax Coated Cross Members



Hallco Live Floors & Keith Walking Floors





# You're Ahead with a Pitts Behind.™



## CV



- Starting at 9,360 lbs.
- 120 yards Cubic Capacity (45'x102"x13'6")
- HD Aluminum Upper and Lower Rail
- Strongest Full Width Fifth Wheel Design
- Mesh Pull Tarp - Standard
- Grote Ultra Blue™ – Sealed Wiring Harness – Grote™ High Count LED Lights

Hallco Live Floor Or Keith Walking Floor  
Available On All Models

## CV-CT



- Starting at 9,940 lbs.
- 104 yards Cubic Capacity (42'x102"x13'1")
- HD Aluminum Upper and Lower Rail
- Strongest Full Width Fifth Wheel Design
- High Strength Aluminum Roof with Galvanized Chip Shield
- Grote Ultra Blue™ – Sealed Wiring Harness – Grote™ High Count LED Lights

Hallco Live Floor Or Keith Walking Floor  
Available On All Models





**SKILLED CRAFTSMEN**



**STATE-OF-THE-ART FACILITIES**



**3D DESIGN**



**FAMILY-OWNED FOR 45 YEARS**

*Note: All specifications are subject to change without prior notification. All dimensions and weights are approximate. Trailers pictured in this brochure may feature optional equipment. Axle placement and legal load ratings are dependent upon federal, state, and local regulations, GVWR and tire ratings. Copyright © 2019 Pitts Enterprises, Inc. (published). All rights reserved.*

Sourcewell 

Awarded Contract

Contract # 092922- PTT



PITTSTRAILERS.COM

800.321.8073 • PITTSVIEW, AL

