



# Standard Features

**Construction**

High Strength Aluminum Walls with Heavy Duty Aluminum Lower and Upper Rails

**Capacity**

100 Cubic Yards

**Dimensions**

Standard 42' Length -  
96" Wide - 13' 1" Tall

**Suspension**

Hutch - 4 Spring - 3 Point -  
56,000 Capacity

**Axles**

(2) 25K lbs. - 71.5" Track-Hub-Piloted -  
30/30 Chambers

**Landing Gear**

Heavy Duty Two Speed

**Floor Sills**

High Strength Wax Coated I Beams

**Floor Type**

High Strength Corrugated Aluminum  
or Hallco Live Floors

**Bottom Rail**

Heavy Duty Extruded Aluminum

**Side Sheet Material**

High Strength Natural Aluminum

**Options**

40' - 57' Lengths, 102" Wide, Live Floors, Air Ride Suspensions, Single Point Suspensions, Lift Axles, Tire Inflation System, Scales, Winch-Back Landing Gear, Custom Tarp Systems, Multiple Gate Options, Custom Interior Wall and Nose Lining, Custom Construction Specifications Available.

**Side Posts**

Extruded Aluminum on  
12" Centers

**Top Rail**

Heavy Duty Extruded Aluminum

**Top**

Open Top or  
Closed Top

**Tarp System**

Cable Pull Mesh Tarp

**Rear Gate**

Heavy Duty Construction  
all Aluminum

**Upper Coupler**

Full Width Upper Coupler with  
Integrated Pick-up

**Ladders**

Steel Front - Aluminum Rear

**Bumper**

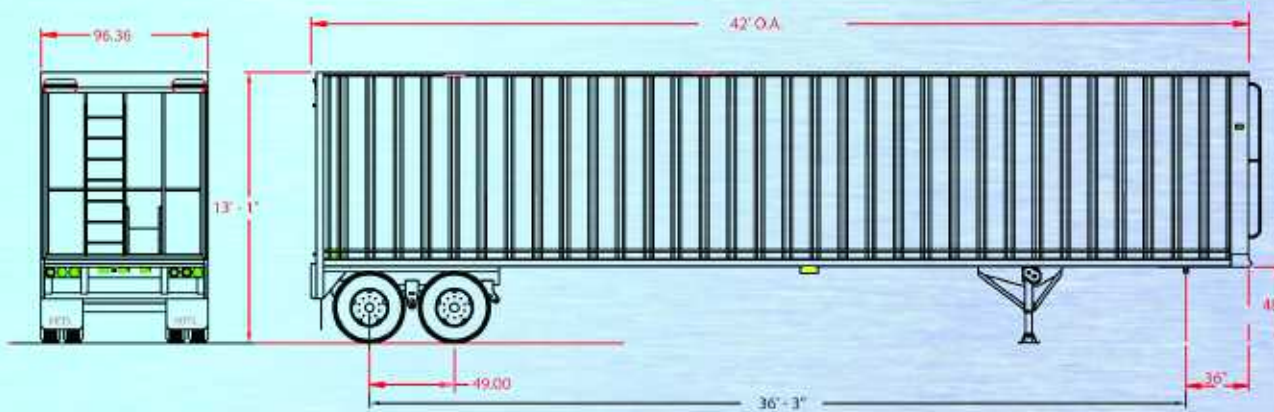
Heavy Duty Push Bumper

**Lights**

Sealed Wiring Harness w/L.E.D. Pkg.

**Paint**

Color Black - 2 Part Polyurethane  
Primer & Paint



Phone 1-800-321-8073 • www.pittstrailers.com

Note: All specifications are subject to change without prior notification. All dimensions and weights are approximate. Trailers pictured in this brochure may feature optional equipment.





## “You’re Ahead With A Pitts Behind”

Since 1976 Pitts Trailers has manufactured quality trailers that are built tough because that is what our customers demand. The benefits and features that are designed for off road use make a Pitts second to none. We use our decades of experience, computer aided design, skilled craftsmen, and over a million square feet of state-of-the-art facilities to produce a safe and reliable trailer. Our design features are clearly superior, with extruded aluminum lower and upper main rails and aluminum vertical wall posts on 12" centers along with wax coated steel floor sills for maximum strength and durability. Compare our standard features with the competition and you'll know why “You’re ahead with a Pitts behind”.



Closed Top




Hallco Live Floors




Multiple Axle Configurations



W axed Coated Floor Sills on 12" Centers



Full Width Upper Coupler with Integrated Pick-up



Extruded Aluminum Lower Rail Post on 12" Centers



Aluminum Vent Covers

